

U CHANNEL

Specification:	BS 6946:1988
Finishing:	hot dip galvanized to ISO 1461:1999

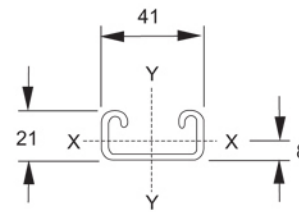
Plain Channel 21 x 41

DR21

Item No.

M69461226 (6 meter long)

M69461223 (3 meter long)



Span or column unsupported Height in mm	Uniform Load at 175 N/mm ² Stress.kg	Deflection in mm at 175 N/mm ²	Uniform Load at Max. Deflec. Of 1/200th. Span. Kg	Uniform load at Max. Deflec. Of 1/360th. Span. Kg	Max. Load of column loaded @ Centroid kg	Max. Load of column loaded @ slot face kg
500	276	1.81	-	212	3379	995
750	184	4.07	169	94	2198	859
1000	138	7.24	95	53	1353	690
1250	110	11.32	61	33	896	548
1500	92	16.30	42	23	(634)	(437)
2000	69	28.99	23	-	-	-

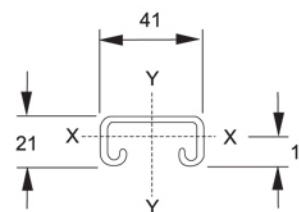

Slotted Channel 21 x 41

DR21S

Item No.

M69462226 (6 meter long)

M69462223 (3 meter long)



Span or column unsupported Height in mm	Uniform Load at 175 N/mm ² Stress.kg	Deflection in mm at 175 N/mm ²	Uniform Load at Max. Deflec. Of 1/200th. Span. Kg	Uniform load at Max. Deflec. Of 1/360th. Span. Kg	Max. Load of column loaded @ Centroid kg	Max. Load of column loaded @ slot face kg
500	254	2.01	-	174	-	-
750	169	4.54	139	77	-	-
1000	127	8.07	78	43	-	-
1250	101	12.61	50	27	-	-
1500	84	18.17	34	-	-	-
2000	63	32.30	-	-	-	-

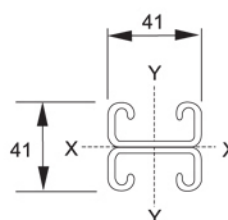
Combination Channel

DR21D

Item No.

M69463226 (6 meter long)

M69463223 (3 meter long)



Span or column unsupported Height in mm	Uniform Load at 175 N/mm ² Stress.kg	Deflection in mm at 175 N/mm ²	Uniform Load at Max. Deflec. Of 1/200th. Span. Kg	Uniform load at Max. Deflec. Of 1/360th. Span. Kg	Max. Load of column loaded @ Centroid kg	Max. Load of column loaded @ slot face kg
500	779	1.07	-	-	7740	1809
1000	389	4.30	-	251	5367	1639
1500	259	9.68	201	111	2838	1289
2000	194	17.21	113	62	(1668)	(977)
2500	155	26.90	72	40	(1090)	(745)
3000	129	38.73	50	27	-	-

Grade 304 & 316 Stainless Steel and special length available on request